


B STYLO B



The Stylograph Modernized

B. B. STYLO COMPANY, Inc.

BROOKLYN, NEW YORK, U. S. A.

B. B. STYLO CO., Inc.



Big B

No. 41 with clip \$4.00

No. 42 Gold clip 5.00

THE truth, the whole truth and nothing but the truth can safely be told about the B. B. Stylo.

The B. B. Stylo is a *Modern Self-Filling Fountain Pen with a Stylographic Point.*


The secret of its excellence lies in its patented feed construction which regulates the flow of ink and renders impossible the uneven flow and flooding common to the ordinary stylo pen.

The B. B. Stylo is a dream come true. It writes uniformly to the last drop and *cannot flood.*


You will do your customer a real service in selling him a B. B. Stylo.

Made in our own factory and Guaranteed.

B. B. STYLO CO., Inc.




No. 10
Short Self Filler
\$2.25



No. 14
Gold Ring and
Gold Band
\$3.50



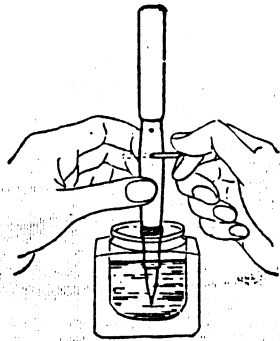
No. 37
Non Self-Filler
Full Gold Mount
\$10.00



No. 21
Long Self-Filler
with Clip
\$3.00





No. 25
Long Self-Filler
Gold Clip and Band
\$4.25



A NIFTY SELF FILLING DEVICE.
Lever turns to right or left. Fills instantly.
Does not get out of order.

Made in our own factory and Guaranteed.



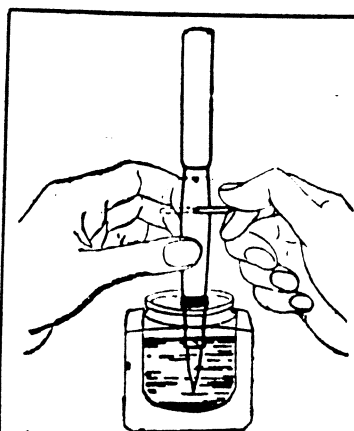

B. B. STYLO COMPANY, Inc.
892 DeKALB AVENUE, BROOKLYN, NEW YORK, U. S. A.

TRADE MARK
B. B. STYLO
MADE IN U.S.A.

THE B. B. STYLO

A Stylographic Pen built along entirely new lines combining the best features of fountain pen construction with a stylographic Point.

DIRECTIONS FOR USE



TO FILL Self-Filling Type — Immerse the Point in ink entirely up to the holder. Swing upper end of lever to the right or left as far as it will go; do not try to force lever beyond stop. Release lever and snap into position on barrel while point is still immersed in ink. After filling, wipe off any excess ink — pen is now ready for use.

TO FILL Regular or Non Self-Filling Type — Unscrew section and with dropper inject ink into the barrel. In order to fill properly, allow end of dropper to touch side of barrel.

PRICE LIST

OF SEPARATE PARTS

Complete Point..	.75
Needle25
Barrel.....	.75
Cap25
Cap (Clip attached)	.50
Section75
Sac.....	.25
Lever.....	.50

TO CLEAN — Unscrew Point, draw out Needle by means of Handle, insert Cleaning Pin in place of Needle to remove any obstructing particles in Tube. Thoroughly cleanse all parts with water. In replacing Needle in Point it is **IMPORTANT** that it be pushed in firmly as far as it will go.

Important! To obtain satisfactory results it is necessary to use a Good Quality of Ink, Free from Sediment, and to Keep the Stylo well cleaned.

Manufactured and Guaranteed by

B. B. STYLO COMPANY, Inc.

892 DeKALB AVENUE, BROOKLYN, NEW YORK, U. S. A.